

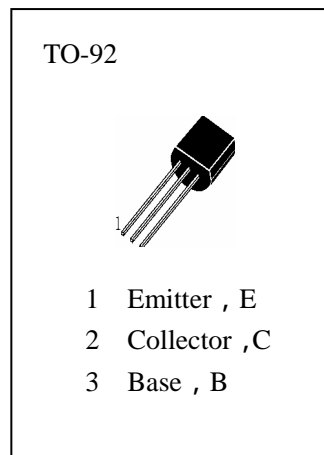


APPLICATIONS

The H945 is designed for driver stage of AF amplifier  
And low speed switching.

ABSOLUTE MAXIMUM RATINGS ( T<sub>a</sub>=25 )

- T<sub>stg</sub>—Storage Temperature..... -55~150
- T<sub>j</sub>—Junction Temperature.....150
- P<sub>C</sub>—Collector Dissipation.....250mW
- V<sub>CBO</sub>—Collector-Base Voltage.....60V
- V<sub>CEO</sub>—Collector-Emitter Voltage.....50V
- V<sub>EBO</sub>—Emitter-Base Voltage.....5V
- I<sub>C</sub>—Collector Current.....150mA



ELECTRICAL CHARACTERISTICS ( T<sub>a</sub>=25 )

Symbol	Characteristics	Min	Typ	Max	Unit	Test Conditions
BV <sub>CBO</sub>	Collector-Base Breakdown Voltage	60			V	I <sub>C</sub> =100 μ A, I <sub>E</sub> =0
BV <sub>CEO</sub>	Collector-Emitter Breakdown Voltage	50			V	I <sub>C</sub> =100 μ A, I <sub>B</sub> =0
BV <sub>EBO</sub>	Emitter-Base Breakdown Voltage	5			V	I <sub>E</sub> =100 μ A, I <sub>C</sub> =0
h <sub>FE</sub>	DC Current Gain	90		600		V <sub>CE</sub> =6V, I <sub>C</sub> =1mA
V <sub>CE(sat)</sub>	Collector- Emitter Saturation Voltage			0.3	V	I <sub>C</sub> =100mA, I <sub>B</sub> =10mA
V <sub>BE(sat)</sub>	Base-Emitter Saturation Voltage			1.0	V	I <sub>C</sub> =100mA, I <sub>B</sub> =10mA
I <sub>CBO</sub>	Collector Cut-off Current			100	nA	V <sub>CB</sub> =60V, I <sub>E</sub> =0
I <sub>EBO</sub>	Emitter Cut-off Current			100	nA	V <sub>EB</sub> =5V, I <sub>C</sub> =0
f <sub>T</sub>	Current Gain-Bandwidth Product		250		MHZ	V <sub>CE</sub> =6V, I <sub>C</sub> =10mA
C <sub>ob</sub>	Output Capacitance		3.0		pF	V <sub>CB</sub> =6V, I <sub>E</sub> =0, f=1MHZ
NF	Noise Figure		4.0		dB	V <sub>CE</sub> =6V, I <sub>C</sub> =0.5mA, f=1KHZ, RS=500

h<sub>FE</sub> Classification

R	Q	P	K
90—180	135—270	200—400	300—600

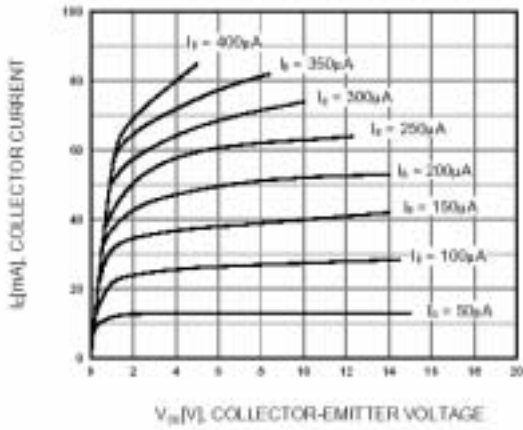


Figure 1. Static Characteristic

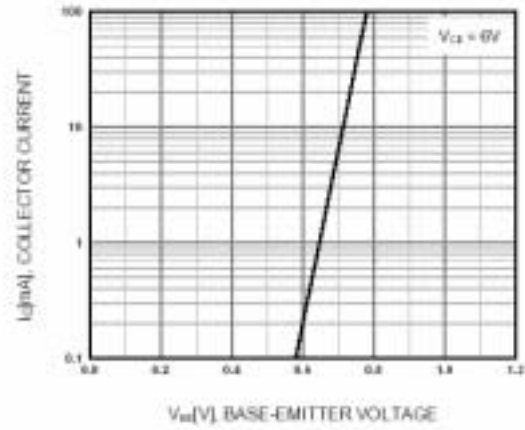


Figure 2. Transfer Characteristic

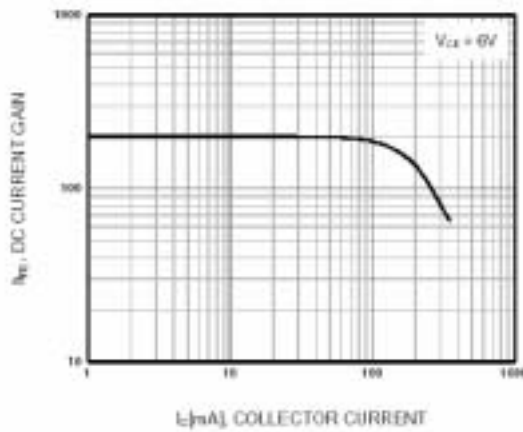


Figure 3. DC current Gain




Figure 4. Base-Emitter Saturation Voltage  
Collector-Emitter Saturation Voltage

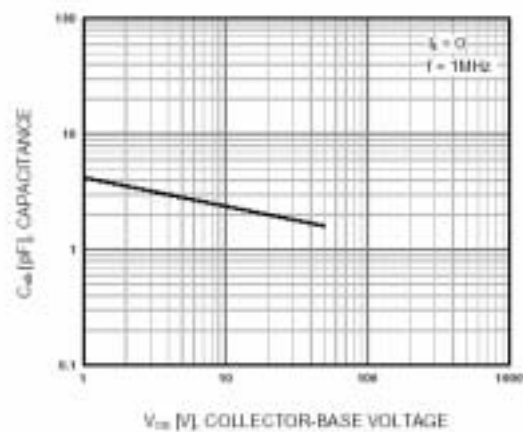


Figure 5. Output Capacitance

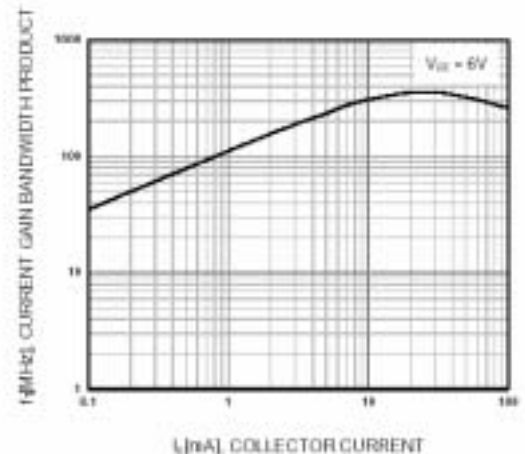


Figure 6. Current Gain Bandwidth Product